




| Patient ID | Day 0 | Day 7 | Day 14 | Day 21 | Month 1 | Month 2 | Month 3 |
|------------|-------|-------|--------|--------|---------|---------|---------|
| Patient 3 | PET + | | | | | | ▲ |
| Patient 4 | PET + | | | | ☼ | | |
| Patient 5 | PET + | | | | | ☼ | |
| Patient 6 | PET + | | | | | | ▲ |
| Patient 7 | PET + | | ▲ | | | | ▲ |
| Patient 8 | PET + | | | | | | ▲ |
| Patient 9 | PET + | | | | | ▲ | |
| Patient 10 | PET + | | | | | ▲ | |
| Patient 11 | PET + | | | | | | ▲ |

| | hs Troponin I Blood levels |
|--------------|----------------------------|
| Normal | |
| 1-3N | |
| 3-5N | |
| 5-10N | |
| >10N | |
| Unknown | |
| Missing data | |

 Hospitalisation for cardiological work-up
 Death during follow-up
 Last follow-up alive

Supplemental Figure S1 a et S1b